

CONVERSION KIT




B|Active

for VW Caddy Maxi eHybrid
& Ford Grand Tourneo Connect PHEV



- ◆ Multifunctional wheelchair accessible vehicle
- ◆ 1 wheelchair user / up to 7 passengers
- ◆ Spacious and light interior with a large floor



B|STYLE

MOBILITY SOLUTIONS



Create a bigger world

Space. The B-Active for Caddy Maxi, with a spacious and wide floor, has it in abundance. This makes the Volkswagen Caddy Maxi in combination with this conversion kit our most popular wheelchair accessible vehicle. With the large interior, you not only provide the wheelchair passenger with more space but also broaden their horizons and create a bigger world.




Convenient features

There are many features designed for maximum user-friendliness, like the belts that can be attached to the wheelchair while it is still outside the Caddy Maxi. An integrated safety feature prevents the wheelchair passenger from rolling backwards on the wheelchair ramp; only upward movement is possible. Super convenient!



Configurations

Everyone can come along! The original 2nd seat row remains in the Caddy Maxi, and it can still be used when transporting a wheelchair passenger. This means that the Maxi can carry five passengers and one wheelchair passenger. If that is not enough, there is still room for a pair of separate seats in the third row, available as an option, allowing you to accommodate a maximum of seven passengers!




B-Active Caddy Maxi

The B-Active Caddy Maxi is a more comfortable choice for the wheelchair passenger, because the floor has a large flat area. This creates much more interior space, as the distance to the roof is great. The wheelchair space is also wide which will give a comfortable feeling. Because of the smart design the battery pack remains unaffected during conversion.



Personalization Caddy wheelchair car

You can opt for high-quality vinyl on the floor. The sides can be fitted with stainless steel finishing, and an integrated LED strip is available that automatically lights up. Operation of the wheelchair ramp can be made easier with a gas spring. The ramp can be folded inwards in its entirety, so it can lie horizontally to provide extra luggage space.



B-Active Pop-up ramp

The extreme light taxi ramp will pop-up from the fold flat position. This will allow you to tilt the ramp without force. This way everyone can use and lift the ramp.

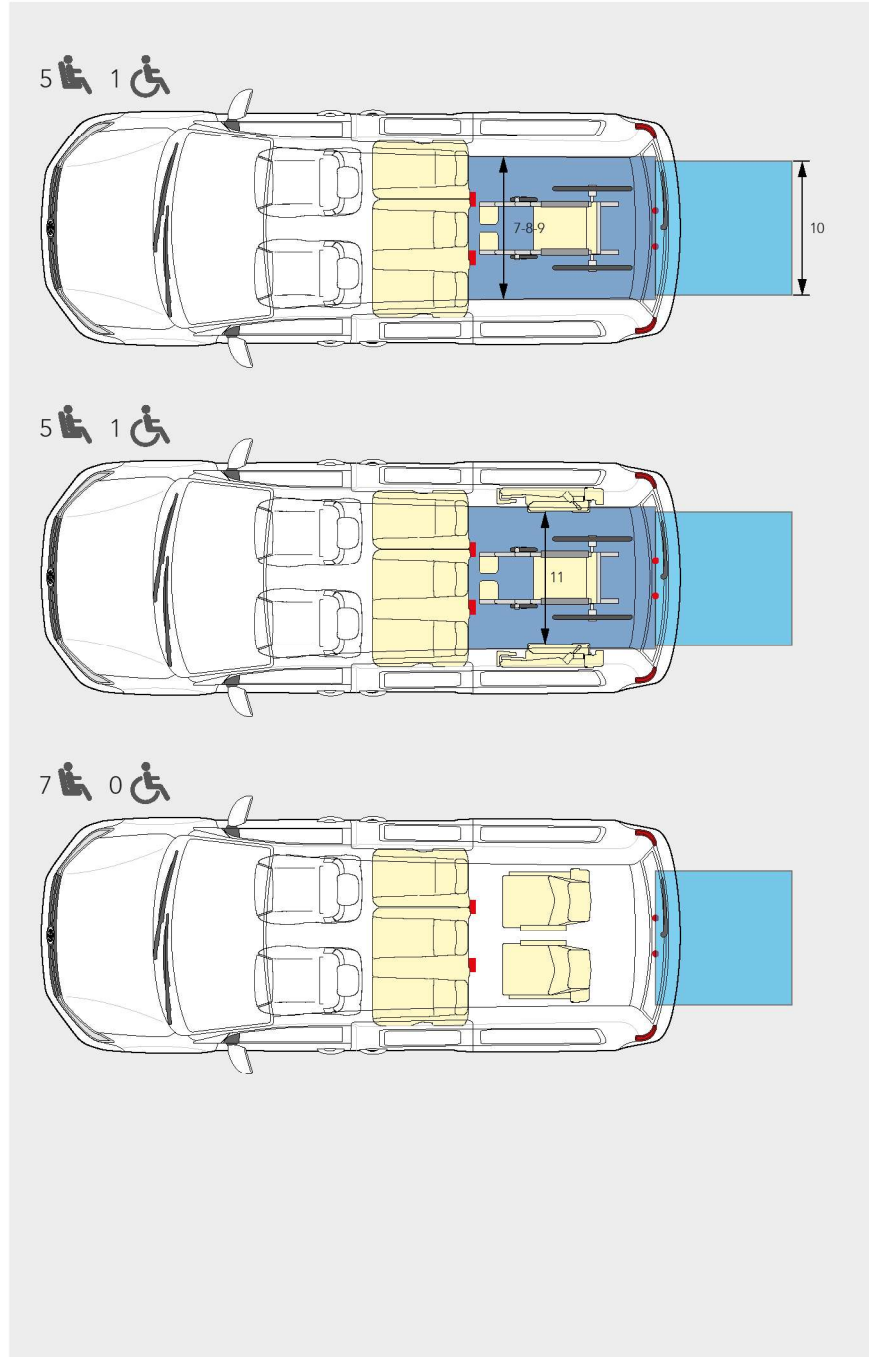
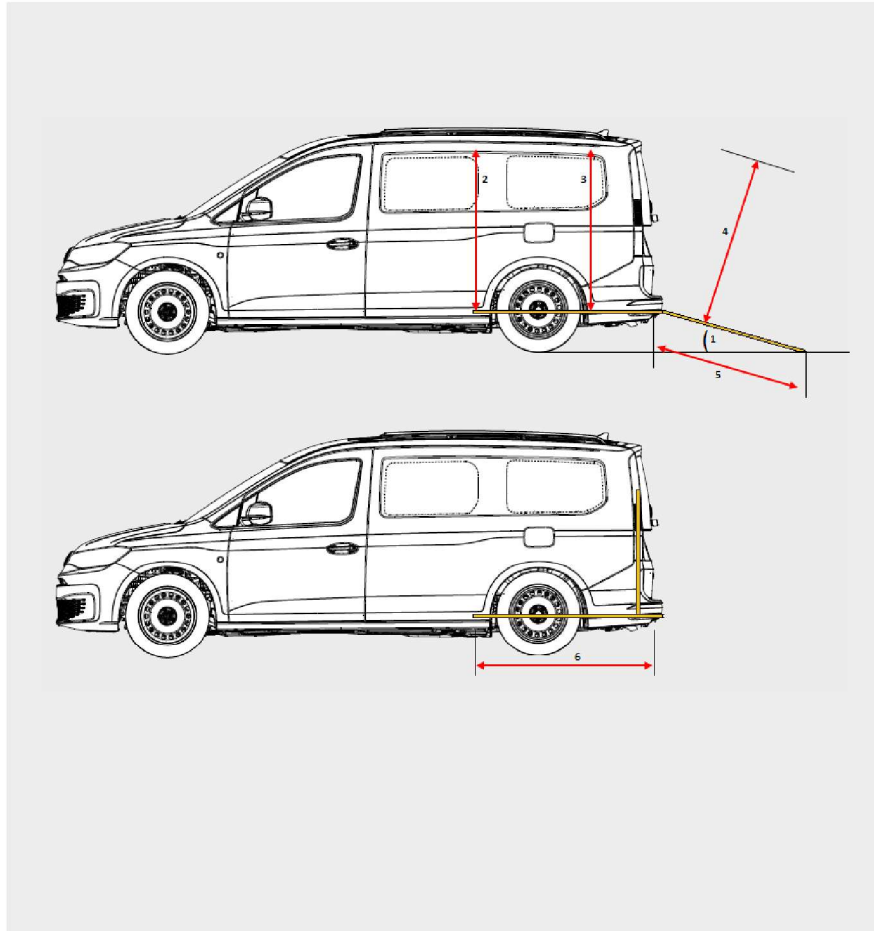
Inventor of the WAV

With decades in the industry (since 1973), B-style knows exactly what is needed for a wheelchair accessible vehicle. We have thought of everything, such as a comfortable sitting position for the wheelchair passenger, easy entry, safe 5-point belt attachment that meets the strict European requirements, simple, light operation and a beautiful finish.



B|STYLE

CREATE A BIGGER WORLD



Nr.	Description	Sizes (+/- cm)
01	Slope of ramp	11°
02	Interior height	141
03	Interior height (headroom) wheelchair passenger	140
04	Entry height	145
05	Length pop-up ramp	121
06	Length lowered floor - horizontal incl. recessed area	141
06b	Length lowered floor - horizontal from recessed area	125
07	Width lowered floor, steel - steel	83.5-85
08	Width lowered floor, with basic or vinyl interior	83
11	Width between seats when folded	77


Configuration options

The B-style WAV kit provides lots of interior space for all passengers. You can choose for swivel seats for the 3rd row to carry as many as 7 passengers.




B|STYLE

CREATE A BIGGER WORLD



New fuel tank




Built-in-quickly (24 h)



No welding required




Step-by-step installation manual




Optional 2 swivel seats



**Premium Partner Volkswagen
Nutzfahrzeuge**



**Ramp endurance test
30.000 x 300 kg**



Automatic pop-up ramp




**Whole Vehicle Type Approval +
Certificate of Conformity + Lono**



B-style

+31 88 8638200
info@b-style.eu

Take a look at our
other products at
b-style.eu



B|STYLE

CREATE A BIGGER WORLD